



CHANDLER GOOD GOVERNMENT INDEX 2023

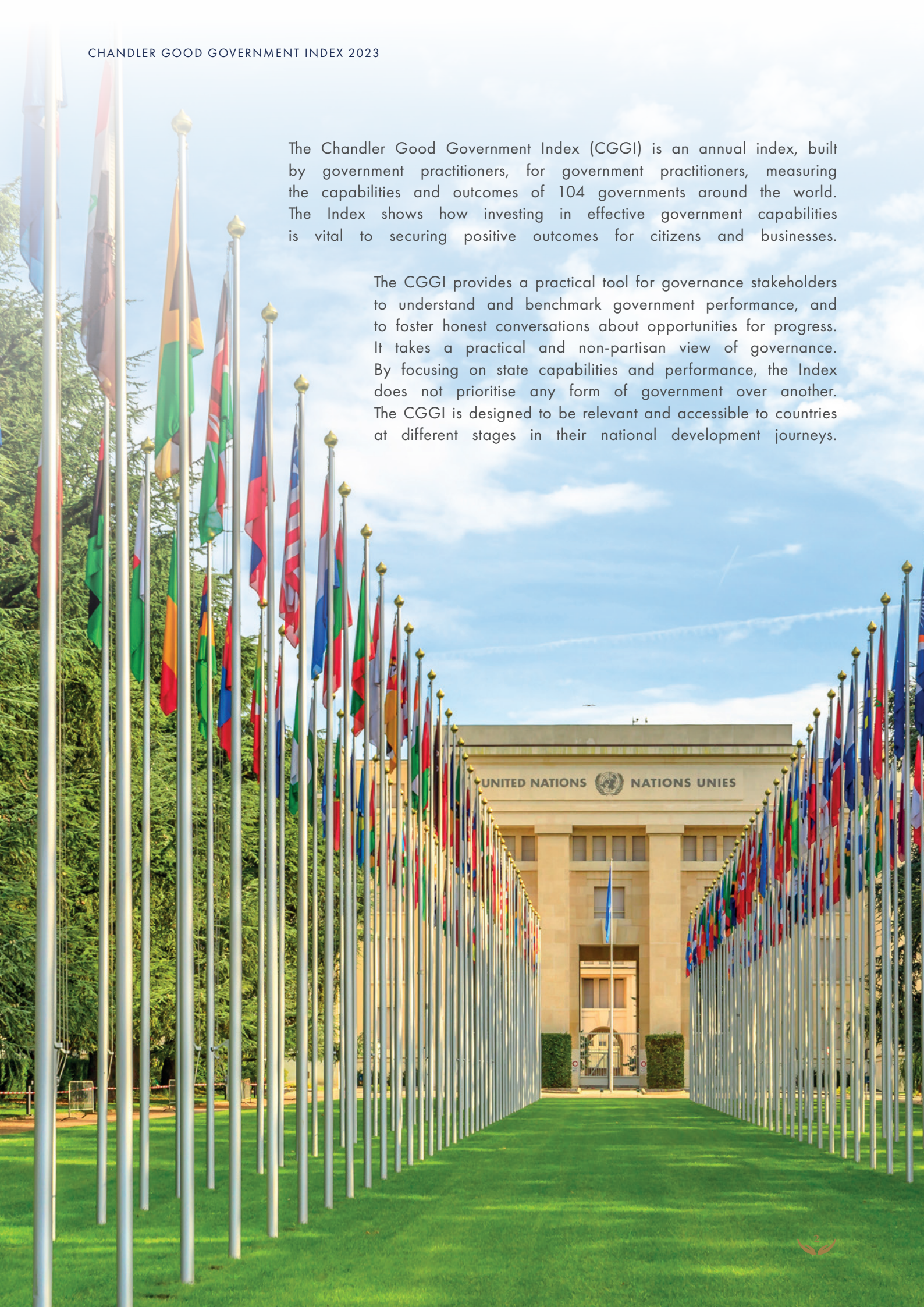
EXECUTIVE SUMMARY



CHANDLER
INSTITUTE OF GOVERNANCE

The Chandler Good Government Index (CGGI) is an annual index, built by government practitioners, for government practitioners, measuring the capabilities and outcomes of 104 governments around the world. The Index shows how investing in effective government capabilities is vital to securing positive outcomes for citizens and businesses.

The CGGI provides a practical tool for governance stakeholders to understand and benchmark government performance, and to foster honest conversations about opportunities for progress. It takes a practical and non-partisan view of governance. By focusing on state capabilities and performance, the Index does not prioritise any form of government over another. The CGGI is designed to be relevant and accessible to countries at different stages in their national development journeys.



CCGI 2023 - Measuring Good Government in a 'Polycrisis'

More than ever, good government matters. The COVID-19 pandemic, recent geopolitical conflicts, supply chain and energy shocks, rampant inflation, and the growing impacts of climate change are all putting governments under extreme pressure. These challenges are revealing strengths and weaknesses across public institutions, laws, policies, and leadership around the world.

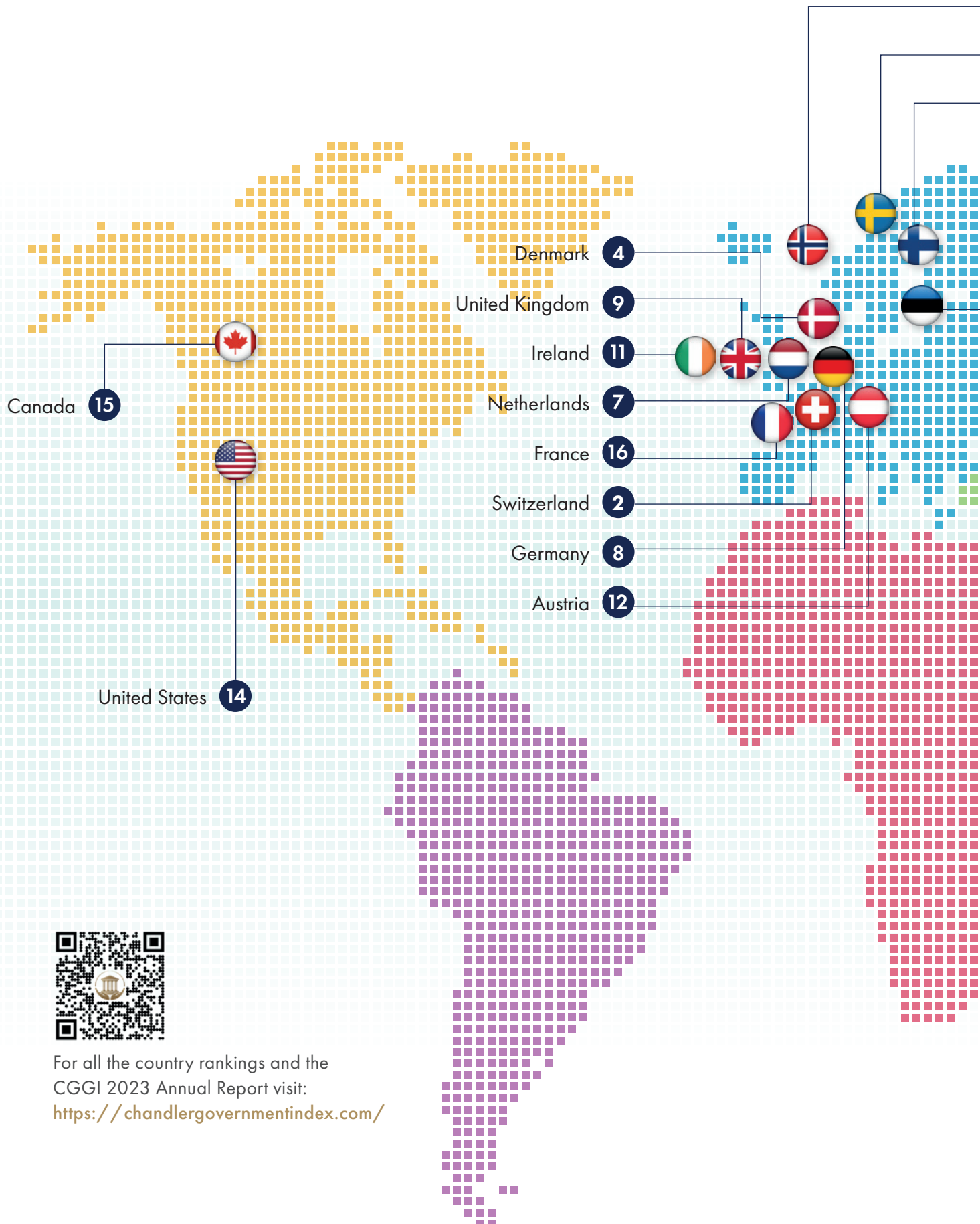
This year, the CCGI 2023 Report, now in its third edition, has a special focus on how the pillars of good government are standing together in the face of a global 'polycrisis'. That is "when crises in multiple global systems become causally entangled in ways that significantly degrade humanity's prospects."

In these difficult times we explore:

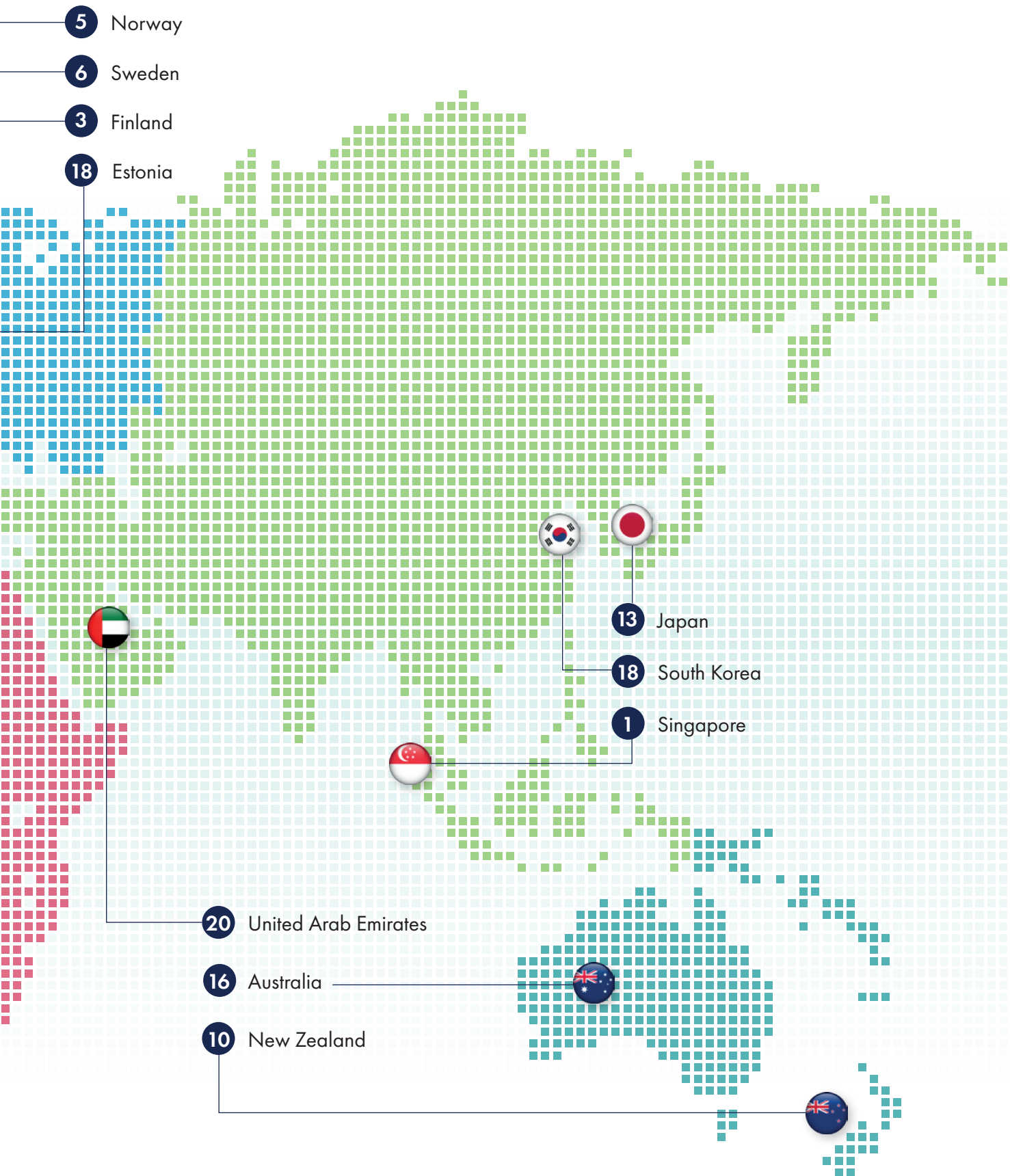
- How a government's institutions—its leaders, civil service and organisations—are coming together to prepare for and respond to crises;
- How governments are confronting inflation and the cost-of-living crisis by creating more efficient marketplaces that support trade and sustain good jobs, to build shared prosperity;
- How governments are building more inclusive communities and resilient health systems for their citizens;
- How governments accomplish the above while focusing on the perennial principles of good government—excellent service delivery, maintaining integrity and accountability, and engaging and communicating with key stakeholders.

Here at the Chandler Institute of Governance we realise that there is no perfect way to measure governance globally, but we do believe that there are key public sector capabilities that are closely linked to government performance, and the outcomes we all experience in our daily lives. The purpose of the CCGI is to shine more light on those capabilities that all governments need to perform, both in times of crisis and in the calm between the inevitable storms.

The Top 20 Countries



For all the country rankings and the
CGGI 2023 Annual Report visit:
<https://chandlergovernmentindex.com/>



Index Insights

There is a strong relationship between good governance and a nation's ability to prepare for – and respond to – crises.

This is our third year publishing the CGGI – our first Index was built on data that largely predated the COVID-19 pandemic, our second incorporated data as the pandemic intensified, and this year's data was collected as the effects of the pandemic began to wane. This in itself presents an interesting snapshot of governance during a time of crisis. But, increasingly, a more relevant and telling snapshot is not how a government responds to a single crisis but rather a cluster of them – hence the growing popularity of the term “polycrisis”.

That is the focus of the 2023 Insights section – examining the relationships between good governance and crises. The breadth of government capabilities that the CGGI measures, and its geographical reach – 104 countries, or approximately 90% of the world population – enable us to explore that relationship from a number of angles, and at a number of levels. What does a country's overall CGGI score tell us about its ability to prepare for and manage a crisis – and what patterns emerge when we plot that across 104 countries?

We also dive into the data behind those overall scores – the CGGI's seven pillars, and 35 indicators – to explore the relationship at a more granular level. Stories and interviews which bring the data to life, and attempt to unpack what is causing some of the trends we are seeing, are to be found in the main annual report.

Middle-Income Countries Moved Most in Rankings

This year's overall CGGI rankings were relatively stable – only one-third of countries moved more than two spots from last year's rankings. These movers tended to be upper- and lower-middle-income

countries with almost half of them (48%) moving more than two spots in the overall rankings. Some of the biggest improvers are Kenya, Kyrgyz Republic, North Macedonia and Vietnam. High-income and low-income countries, on the other hand, were much more stable – out of the 44 we measure, only five climbed or fell more than two spots.

More pronounced movements could be seen in the seven separate pillars and the individual indicators that comprise those pillars. The 2023 Annual Report explores some of the biggest jumps in greater detail. The United Arab Emirates, for instance, broke into the top 20 overall rankings thanks to its strong performance in two pillars: Strong Institutions, and Leadership and Foresight. Thailand, meanwhile, moved up four places in the Helping People Rise pillar, an ascent partly powered by its performance in the Health indicator, where it climbed 22 spots in a single year.

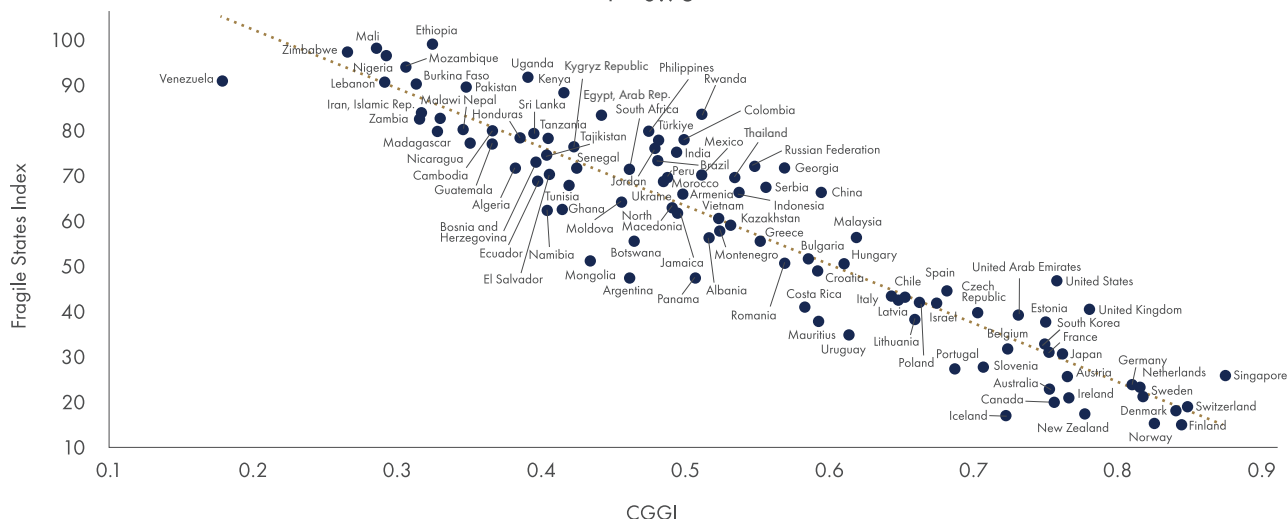
Good Governance and the Polycrisis

In its Global Risks Report, the World Economic Forum (WEF) shared four principles that governments can embrace to help prepare for the world's most pressing short- and long-term crises:

1. Strengthening risk identification and foresight;
2. Recalibrating the present value of “future” risks;
3. Investing in multi-domain risk preparedness, and
4. Strengthening preparedness and response cooperation.

The CGGI methodology and its range of indicators allow us to capture many of these principles – which means that the CGGI can credibly look at how good governance influences a country's capacity to manage and respond to current and looming crises. And we can also examine the key capabilities which allow governments to continue to perform despite facing increasing pressures.

Good Governments Can Manage Risks on the State

 $r = -0.93$


Source: CGGI 2023; Fragile States Index, 2022, The Fund for Peace

1 Good Governments Build Strong Nations That Have the Capacity to Manage Risks on the State

A strong relationship emerged when we compared countries' CGGI scores with the Fragile States Index, a political risk assessment tool developed by the Fund for Peace that measures important vulnerabilities that contribute to the risk of state fragility.

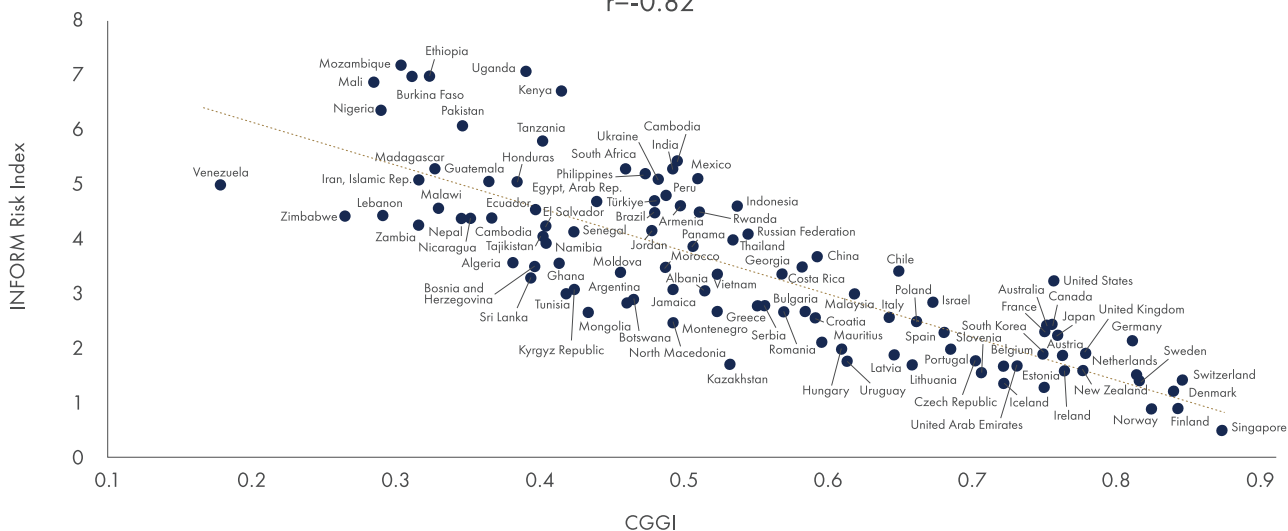
In other words, a well-governed country is likely to have developed more resilience to prepare for a polycrisis, and to manage it. Such a conclusion may sound unsurprising – but the strength of the relationship, and

how well it holds up regardless of a country's income level, ideology, or geography, is powerful.

2 Good Governments Are Better Able to Respond to Crises

Comparing the 2023 CGGI rankings with the INFORM Risk Index by the Joint Research Centre of the European Union, another strong relationship emerges – this time between the country's quality of governance and its ability to prevent and respond to humanitarian crises and disasters.

Good Governments Are Better Able to Respond to Crises

 $r = -0.82$


Source: CGGI 2023; INFORM Risk Index, 2023, Joint Research Centre of the European Union

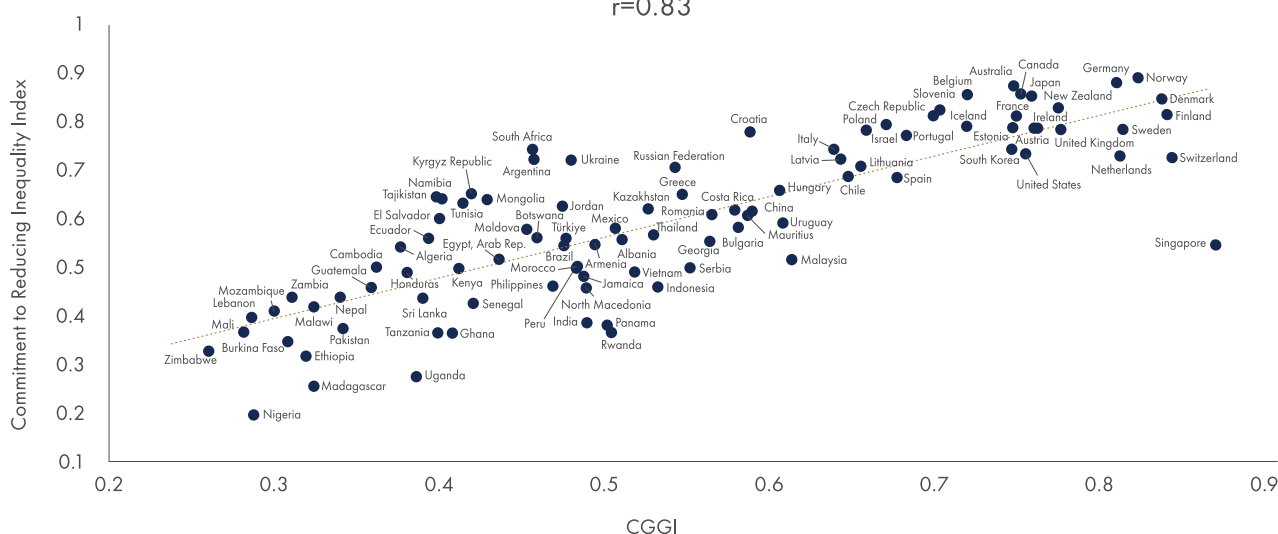
This relationship is particularly important and urgent for governments given the recent Intergovernmental Panel on Climate Change (IPCC) report and the rapidly closing window for nations to take climate action. Governments will have to – and some are already having to – manage the resulting environmental and humanitarian fallout of climate inaction.

3 Good Governments Are Better Prepared to Achieve Shared Prosperity

Among the many issues on which the COVID-19 pandemic shone a spotlight, one was that a crisis can disproportionately affect vulnerable groups. Crises can not only lead to unequal social and economic outcomes, but they can also widen them, which may even lead to social instability.

Good Governments Are Committed to Closing Inequalities

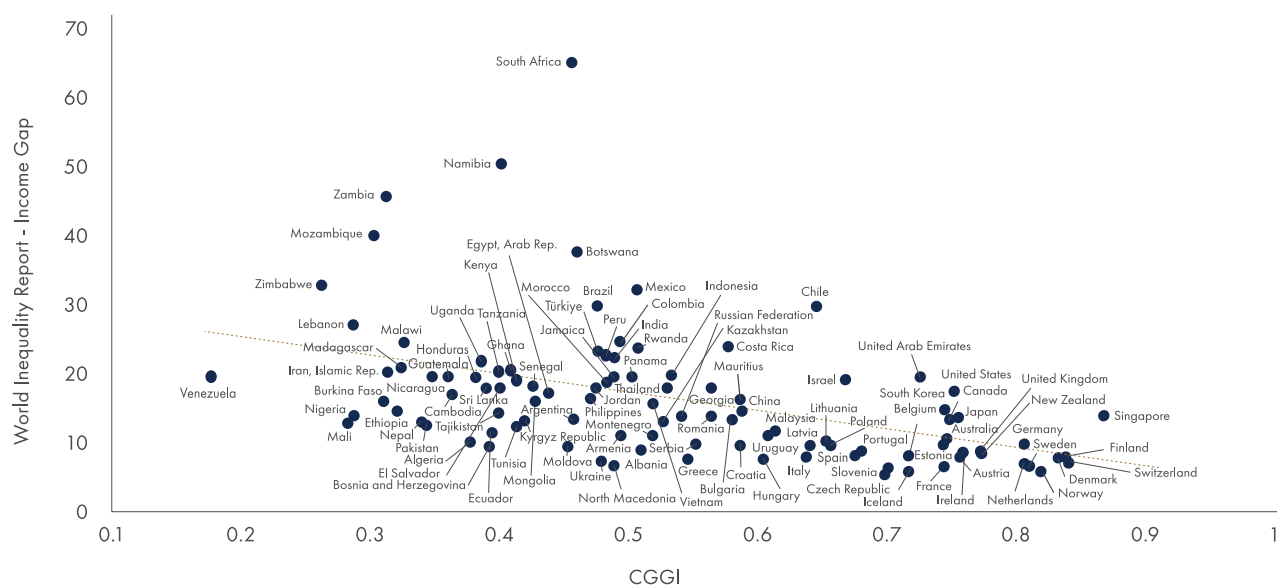
$r=0.83$



Source: CGGI 2023; Commitment to Reducing Inequality Index, 2022, Development Finance International, Oxfam

Good Governments Make an Impact in Closing the Income Gap

$r=-0.47$



Source: CGGI 2023; World Inequality Report, 2022, World Inequality Lab

This year's countries' CGGI rankings showed a strong relationship with the Commitment to Reducing Inequality (CRI) Index, which ranks 161 governments worldwide. The index assesses governments' efforts based on action in three areas vital to reducing levels of inequality: social spending, progressive taxation, and labour rights.

While governments can take steps to build fairer and more inclusive societies, it may take consistent effort over a longer period to generate a significant impact. This year's CGGI country scores are significantly correlated to the Income Gap metric in the World Inequality Report, implying a possible relationship between good governance and income inequality outcomes. However, this correlation is not as strong as compared to the correlation with preparedness to deal with inequalities, suggesting there are other important factors that contribute to income inequality outcomes, and that changes in capabilities may take some time to impact outcomes.

The Indicators Linked With Performance in a Polycrisis

To understand how governments can continue to perform while confronted with different interconnected crises, we also dive into the indicator-level data of the CGGI.

Rule of Law, Ethical Leadership and Property Rights are Strong Indicators of Overall Performance

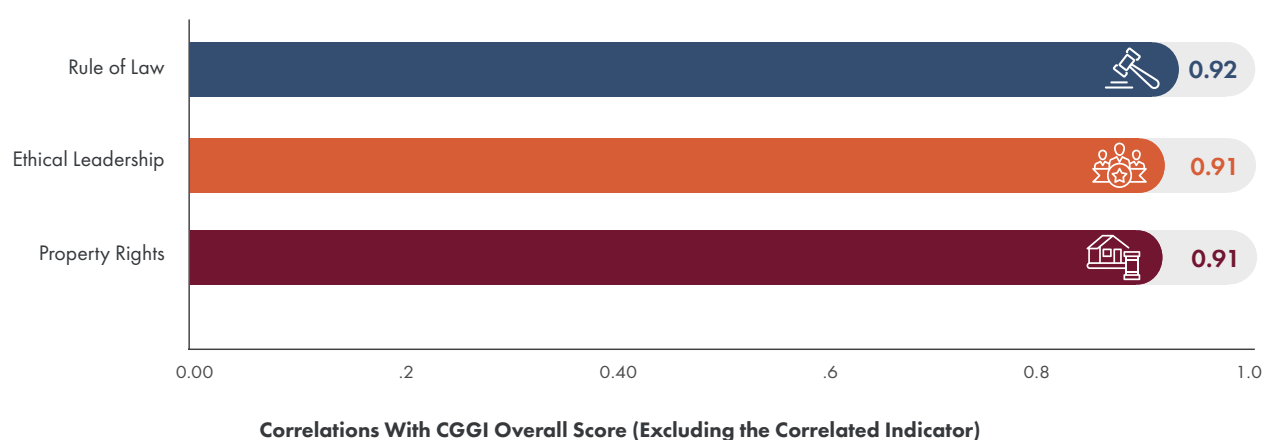
Crisis preparedness, crisis response, closing inequalities – as the data shows, good governance is correlated with all of them. But what does the data suggest are the capabilities that are the most highly correlated with overall good governance? Answering that requires diving into the CGGI's 35 indicators, of which 26 are focused on government capabilities, and nine on outcomes.

As found in the CGGI 2021 and 2022, three indicators remain the most strongly correlated with a country's overall CGGI score: Rule of Law, Ethical Leadership (previously known as the Anti-Corruption indicator) and Property Rights. That such a finding holds true amid such turbulent times is, itself, a finding – a reminder of how fundamentally these three capabilities underpin government functions and public service delivery.

Good Governance Can Defray Impacts on Social Mobility From Crises

Among all nine outcomes measured in the 2023 CGGI Helping People Rise pillar, Social Mobility enjoys the highest correlation to government capabilities, i.e. the average score of the Index's 26

The Rule of Law, Ethical Leadership and Property Rights Are Strong Indicators of Overall Government Performance



Source: CGGI 2023

capability indicators. The CGGI defines social mobility as “the extent to which socio-economic circumstances at birth influence a person’s future status and prosperity.” There is no single-sentence answer to “What does good government look like in practice?” but our findings suggest that social mobility is an important part of the conversation.

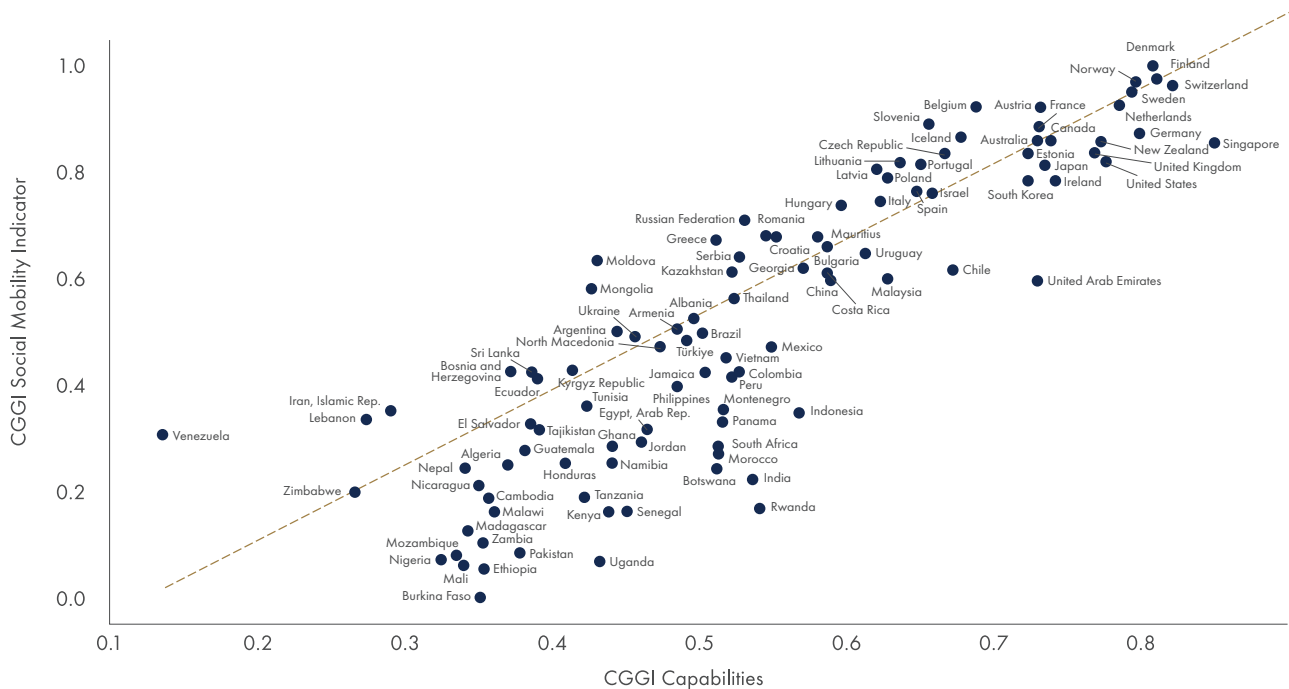
While all nine outcomes – which span education and healthcare, personal safety and income inequality – are important, social mobility implies an investment in people’s futures and their aspirations for a better life. It can be difficult to draw clear lines, year-on-year, between good government and social mobility, but there can be little doubt that countries that invest in good governance in the long term are likelier to improve their social mobility. It will remain a vital issue for governments, as lower wages and lost opportunities brought on by the pandemic have created long-term repercussions for social mobility.

Good Governance Is Crucial in a Crisis, the Calm, and in Between

The data presents a clear picture: good governance matters hugely in times of crisis (let alone a polycrisis). In their ability to prepare and respond, good governments enjoy a measurable advantage. But, of course, good governance matters hugely in calmer times as well. The capabilities and skills that effective governments rely on in times of crisis are often the products of decisions made well before any crisis strikes – unrehearsed often means unprepared. And the actions and behaviours that helped a country navigate a crisis are likely to be useful long after the crisis abates. So, while the particulars of good governance may change in a crisis, the principles that underpin it remain.

Good Governments Show a Strong Relationship With Social Mobility

$$r=0.87$$



Practitioner Stories and Interviews featured in the 2023 CGGI Annual Report



Narrowing the Gender Gap in Sweden

by Lena Ag, Director General at the Swedish Gender Equality Agency



Achieving Better Health Outcomes in Thailand

by HE Anutin Charnvirakul, Deputy Prime Minister and Minister of Public Health, Thailand



Punching Above Its Weight — Singapore Standing Tall

by Dr Ann Florini, Fellow, Political Reform Programme, New America



Spain: Championing a Robust Trade Ecosystem

by Antonio Garcia Rebollar, Economic and Trade Counsellor, Spanish Embassy in Singapore



Reforming to Perform in Mauritius

by Hon Teeruthraj Hurdoyal, Minister of Public Service, Administrative and Institutional Reforms, Mauritius



The Power of Accountability: Rwanda Measuring Its Way to Good Governance

by Dr Usta Kaitezi, Chief Executive Officer, Rwanda Governance Board



Punching Above Its Weight — Singapore Standing Tall

by Dr Hsien-Hsien Lei, Chief Executive Officer, The American Chamber of Commerce in Singapore



Punching Above Its Weight — Singapore Standing Tall

by Lim Siong Guan, Former Head of the Civil Service, Singapore



Driving Digital Transformation in Latvia

by Gatis Ozols, Deputy State Secretary on Digital Transformation Affairs, Government CIO



Creating a Colombian Oasis for Investors in Latin America

by Julio César Puentes Montaña, Vice-President of ProColombia



The Role of Central Banks in Managing a Crisis

by Dr Duvvuri Subbarao, Former Governor of the Reserve Bank of India



Excellence in Government Services: The Emirati Way

by HE Mohamed Bin Taliah, Chief of Government Services of the United Arab Emirates Government



Empowering Judicial Reforms in Costa Rica

by Justice Damaris María Vargas Vásquez, Vice-President, Supreme Court of Justice of Costa Rica



CGGI Data Process

The Chandler Good Government Index is a composite Index that measures the capabilities and effectiveness of governments. Our framework and dimensions (which we call pillars) of good governance are derived from interviews and research on what capabilities and characteristics are most important for a government to perform its duties and succeed.

The 35 indicators are made up of more than 50 metrics—of which almost 40% are quantitative data sources.

1

Metrics

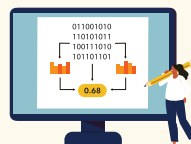
The Index uses the most relevant metrics for each indicator, as determined by government and data experts, research on the pillars, and a set of selection criteria:



The metric must be distributed in a free-to-access form in the public domain and online. This supports replicability and widespread use.



The metric should as far as possible be actionable and measure some quality or capability of governance that government leaders and officers can act on to improve performance.



There must be a robust way to convert the data into a clear and relevant numerical format.



The metric must provide data points for a large enough range of countries.

2

Imputation

This is a common step in many major global indices. Missing data from the metrics is imputed via several methods:



Looking for another indicator or study that measures a similar concept or theme.



Finding the average values of peer countries after filtering for geography and income.

3

Transformation & Normalisation

Each metric is normalised to a 0-1 scale to create a standardised scale for comparison and aggregation.


Indicators that comprise more than one metric are weighted equally, aggregated and rescaled again.



4

Data Aggregation & Ranking

The final score of the Index is aggregated using a simple average of all 35 indicators. This means that each indicator in the Index has an equal weighting. Finally, countries are ranked.



Pillars and Indicators of the CGGI



Leadership and Foresight

Leadership makes a difference. What public sector leaders decide, do, or say impacts public trust in government. Good leaders create and sustain cultures of integrity, competence and service. They have a clear sense of medium- and longer-term pathways for their government and country. They cultivate the foresight needed to anticipate emerging challenges and opportunities.



Ethical Leadership

The extent to which government leaders demonstrate integrity and credibility, through the control and prevention of the abuse of public power for private benefit



Long-Term Vision

The ability to develop and express the desired goals and destination for the nation over a longer period of time



Adaptability

Responding to various trends and changes with appropriate strategies, policies, and actions



Strategic Prioritisation

Developing longer-term plans and decision-making frameworks that focus on important goals and outcomes



Innovation

The capacity for learning, and the generation, adaptation, and application of ideas



Robust Laws and Policies

Effective and consistent laws and public policies are essential to a well-functioning and prosperous country. Laws set the rules of the game for social and economic activities. A consistent, principled, accessible, and transparent justice system engenders investor confidence and public trust. Good governments have robust policymaking processes that are balanced, inclusive, and effective.



Rule of Law

Whether laws are just and impartial, whether governments observe due process and are accountable to the laws, and whether justice is accessible to all



Transparency

The public availability and accessibility of government information



Regulatory Governance

The ability of governments to establish clear and representative policies and regulations



Quality of Judiciary

Whether courts of law are efficient and independent from external influence

Strong Institutions



Institutions, such as Ministries, public departments, and statutory agencies, are the cornerstones of a well-functioning government. Strong institutions are grounded in purpose, can coordinate and work effectively with others, analyse and act well on new information, and can translate plans and policies into concrete actions and programmes.



Coordination

The ability to balance interests and objectives, and to ensure that multiple government agencies act coherently and in a collaborative manner



Implementation

The degree to which a government can execute its own policies and meet its policy objectives



Data Capability

The ability to gather and use data, and to provide quality digital and online services



Quality of Bureaucracy

The capability and performance of the civil service, regardless of political and policy changes



Financial Stewardship

How governments acquire, allocate, and distribute public funds has far-reaching consequences for citizens and businesses. To sustain a country's prosperity, governments must ensure sound and prudent management of public revenue and expenditure. Those that manage and account for their spending well achieve better value for money. Good financial practices improve public trust in government. They also enhance confidence in a government's ability to repay debt, lowering the cost of sovereign borrowing.



Government Debt

The debt dynamics and risk of a country, based on its debt-to-GDP levels, changes in debt, country credit ratings, and stage of economic development



Spending Efficiency

The extent to which public spending translates into outcomes and services with minimal wastage



Country Budget Surplus

A government's average revenue and expenditure position, based on its fiscal balance, over a five-year period



Country Risk Premium

The risk of investing in a country due to its sovereign debt repayment ability and economic governance

Attractive Marketplace

Competitive and attractive markets are essential for a flourishing economy and thriving nation. To cultivate them, governments must be able to secure and protect property rights, encourage and support domestic and cross-border economic activity, develop economic infrastructure, and design sound and stable regulations. Attractive marketplaces create jobs, innovation, and opportunities.



Property Rights

The extent to which the legal rights to own and use physical and intellectual property are established and protected



Attracting Investments

The ability to attract foreign direct investment (FDI)



Macroeconomic Environment

The maintenance of inflation and unemployment levels within optimal ranges, given the economic situation and needs



Logistics Competence

The quality of logistics infrastructure and systems within a country



Stable Business Regulations

The stability of policies and regulations concerning business activities





Global Influence and Reputation

In a highly globalised world, a country depends on its international presence for trade, capital, information, opportunities, and international “space” to operate in. A government must effectively manage and safeguard its diplomatic networks, economic links, international partnerships, and country “brand”. While some countries may wield significant influence due to their size or strengths, others may benefit from their reputation as trusted and constructive global voices.



International Trade

The freedom, access, and capabilities to buy and sell goods and services beyond national borders



Passport Strength

The credibility of a nation’s passport, as measured by the number of visa-free arrangements that passport holders enjoy globally



International Diplomacy

The extent of a nation’s diplomatic representation and presence abroad



Nation Brand

The coherence of a country’s national tourism promotion, and its image and appeal to a variety of non-commercial stakeholders

Helping People Rise



Governments that use their capabilities to create conducive conditions for people from all walks of life to achieve their fullest potential are Helping People Rise. Good public outcomes mean enhanced opportunities and a better quality of life for people; these in turn improve trust in government. The CGGI measures outcomes that governments can have significant control over.



Education

The literacy rate and years of schooling of the population



Income Distribution

The dispersion of individual incomes within a population



Health

How long a newborn child can expect to live, given current health and mortality expectations



Social Mobility

The extent to which socio-economic circumstances at birth influence a person’s future status and prosperity



Satisfaction with Public Services

Satisfaction with public transport, infrastructure, and education



Gender Gap

The extent to which both women and men can participate in, and benefit from, educational and economic opportunities



Personal Safety

The state’s ability to protect its people from violent crime



Non-Discrimination

Freedom from discrimination, regardless of a person’s socio-economic status, ethnicity, gender, identity, or faith



Environmental Performance

The safety and sustainability of a nation’s ecosystems and environment

The CGGI Advisory Panel



Dr Reuben Abraham
CEO of Artha Global



Ms Elizabeth Anderson
Executive Director of the
World Justice Project



Dr Christian Bason
CEO of the Danish
Design Centre



Ms Nathalie Delapalme
Executive Director of the
Mo Ibrahim Foundation



Mr Adrian Brown
Executive Director of the
Centre for Public Impact



Dr Ed Olowo-Okere
Senior Advisor in the
Equitable Growth,
Finance, and Institutions
(EFI) Vice Presidency
at the World Bank

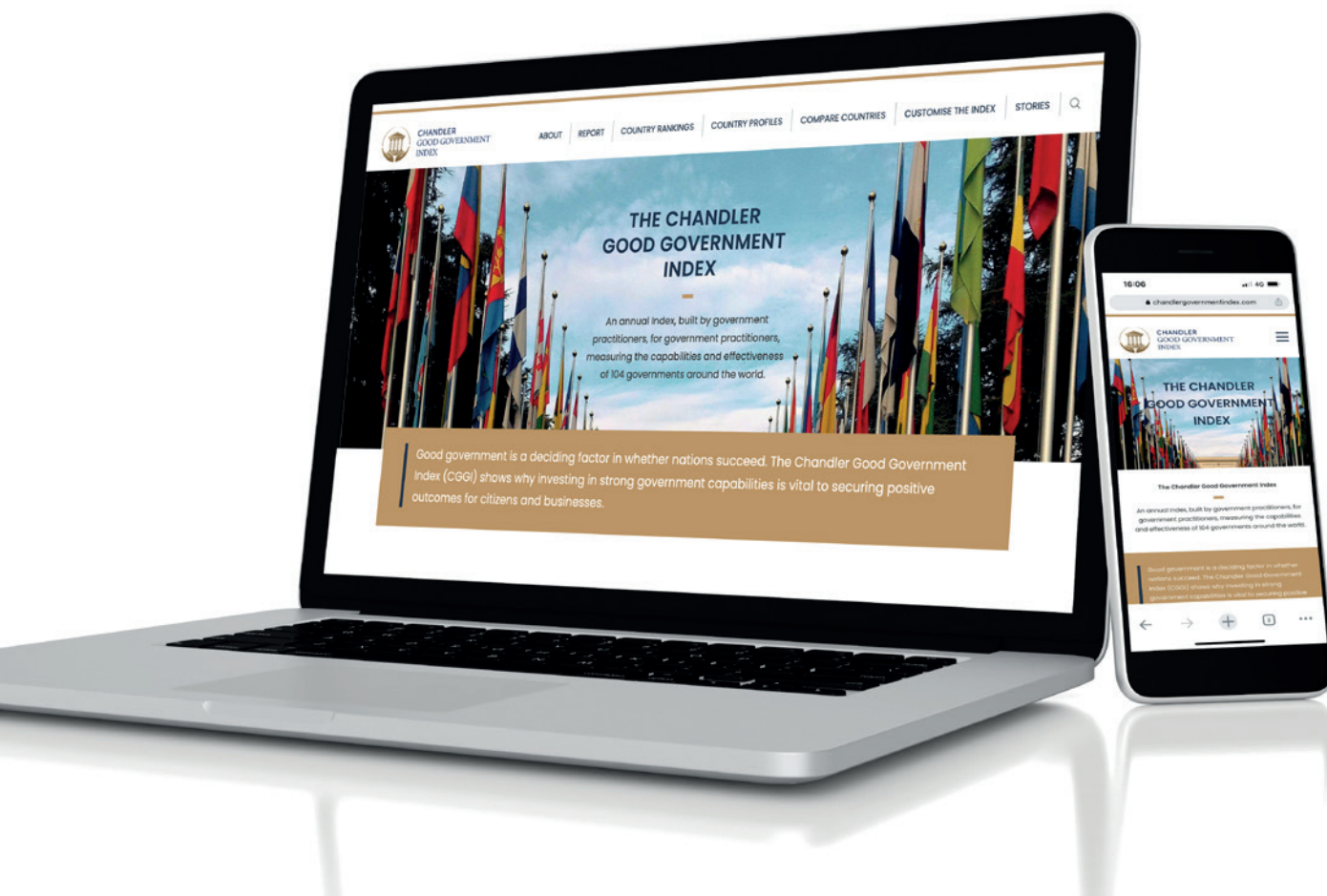


**Dr Manuel Gerardo
Flores Romero**
Coordinator of the
Regulatory Policy
Programme in Latin
America of the OECD



Prof Kent Weaver
Professor of Public
Policy and Government
at Georgetown
University

The CGGI Website




The CGGI is designed to turn analysis into action.

The online version of the Index is a dynamic and engaging tool which allows users to dive deeper into the data.

All 104 countries featured in the Index can be individually explored on the website, with breakdowns for all 35 indicators. Users can use the interactive features to compare countries, view ranking trends over the years, or to customise the Index by increasing or decreasing the weightage of selected indicators. The website also features country profiles and stories about governance, including contributions by government practitioners, insights pieces, and further resources.

www.chandlergovernmentindex.com



CGGI Website Features

CHANDLER GOOD-GOVERNMENT INDEX

ABOUT | REPORT | COUNTRY RANKINGS | COUNTRY PROFILES | COMPARE COUNTRIES | CUSTOMISE THE INDEX | STORES | Q

CUSTOMISE THE INDEX

The tool below can be used to produce a customised set of country rankings and scores. You can adjust the weightage of each indicator in the index within a given range, to take account of the different priorities and needs of countries at specific points in time.

Drag or click on a point on the indicator bars to adjust weightage (note each indicator has a base weight of 1).

SELECT INDICATORS

- Leadership & Foresight**
 - Ethical Leadership: 0.5
 - Long-term vision: 0.5
 - Adaptability: 0.5
 - Strategic Procurement: 0.5
 - Resilience: 0.5
- Robust Laws & Policies**
 - Rule of Law: 0.5
 - Quality of Judiciary: 0.5
 - Transparency: 0.5
 - Regulatory Enforcement: 0.5
- Strong Institutions**
 - Corruption: 0.5
 - Data Capability: 0.5
 - Implementation: 0.5
 - Quality of Bureaucracy: 0.5
- Financial Stewardship**
 - Government Debt: 0.5
 - Property Rights: 0.5
 - Country Budget: 0.5
 - Spending Efficiency: 0.5
 - Quality of Risk: 0.5
- Attractive Marketplace**
 - Macroeconomic Environment: 0.5
 - Attracting Investment: 0.5
 - Logistics Competence: 0.5
 - State Business Regulation: 0.5
- Global Influence & Reputation**
 - Index: 0.5
 - Health: 0.5
 - Education: 0.5
 - Environment: 0.5
 - Gender Gap: 0.5
 - Non-Discrimination: 0.5
- Helping People Rise**
 - Income Equality: 0.5
 - Social Stability: 0.5
 - Gender Gap: 0.5
 - Non-Discrimination: 0.5

GENERATE RESULTS

Customised Ranking Results

Rank	Country	Score	Rank	Country	Score	Rank	Country	Score
1	Singapore	0.85	19	Latvia	0.742	37	Malaysia	0.68
2	Netherlands	0.83	20	United Arab Emirates	0.734	38	Croatia	0.68
3	Ireland	0.824	21	Bangladesh	0.73	39	Angola	0.678
4	Norway	0.82	22	Israel	0.72	40	Costa Rica	0.677
5	Denmark	0.817	23	Slovenia	0.695	41	Kenya	0.667
6	Sweden	0.808	24	Czech Republic	0.693	42	Georgia	0.662
7	Netherlands	0.807	25	Portugal	0.679	43	Sweden	0.66
8	Germany	0.804	26	Spain	0.674	44	Kenya	0.658
9	United Kingdom	0.772	27	Israel	0.667	45	Portugal	0.657
10	New Zealand	0.768	28	Poland	0.653	46	Indonesia	0.652
11	Ireland	0.767	29	Ukraine	0.652	47	Thailand	0.65
12	Austria	0.765	30	Chile	0.644	48	Kazakhstan	0.65
13	Japan	0.763	31	Latvia	0.639	49	Vietnam	0.648
14	United States	0.762	32	Italy	0.638	50	Montenegro	0.648
15	Canada	0.747	33	Malaysia	0.632	51	Albania	0.63
16	France	0.744	34	Hungary	0.628	52	Mexico	0.628
17	Australia	0.744	35	Hungary	0.628	53	Peru	0.628
18	South Korea	0.742	36	China	0.627	54	Peru	0.628

CONTACT US | **© 2022 CHANDLER INSTITUTE OF GOVERNANCE**

30 Collyer Quay #10-05 Singapore 049335 | Privacy Policy Terms and Conditions



Learn more, by exploring the CGGI Website
Scan the QR code to view website.

CHANDLER GOOD-GOVERNMENT INDEX

ABOUT | REPORT | COUNTRY RANKINGS | COUNTRY PROFILES | COMPARE COUNTRIES | CUSTOMISE THE INDEX | STORES | Q

#2 SWITZERLAND

Switzerland Country Ranking for 2023

Index Rank: **2nd** (1st-10)
Index Score: **0.838**
Population: **8,697,723**
GDP per Capita: **US\$ 93,457**
Income level: **High-income**

Indicator Ranks

Country Index Score: 0.838 | Global Average Score: 0.65

Indicator	Score	Global Average
Leadership & Foresight	0.63	0.44
Robust Laws & Policies	0.96	0.87
Strong Institutions	0.74	0.67
Financial Stewardship	0.86	0.82
Attractive Marketplace	0.84	0.82
Global Influence & Reputation	0.79	0.63
Helping People Rise	0.9	0.69

COMPARE COUNTRIES

You may select up to 3 countries for comparison. You can also compare countries against the index average score.

To view a country's indicator scores, please access their country profile page [here](#).

Country Rank: **Costa Rica** | Country: **Costa Rica** | Select Country: **Costa Rica**

COMPARE

CGGI RANKING TREND

You may select up to 3 countries for comparison by either their Overall Index Score or their Pillar Performance.

United Arab Emirates | Costa Rica | Switzerland | Overall Index Score

Year 2021 | Year 2022 | Year 2023

Overall Index Score: 0.838 (Switzerland), 0.65 (Global Average), 0.63 (Costa Rica)

CONTACT US | **© 2022 CHANDLER INSTITUTE OF GOVERNANCE**

30 Collyer Quay #10-05 Singapore 049335 | Privacy Policy Terms and Conditions



The Chandler Institute of Governance (CIG) is an international non-profit organisation headquartered in Singapore. CIG is a partner to governments, supporting them in building strong nations for the next generation. We do so through training programmes, government projects and partnerships, and knowledge creation.

To learn more, please visit our website.



www.ChandlerInstitute.org

Follow us online for our latest news.



/ChandlerINST



@ChandlerINST



/ChandlerINST

The Chandler Good Government Index ® 2023

© 2023 Chandler Institute of Governance

Please direct all queries to:

info@chandlergovernmentindex.com or
CCGI c/o, Chandler Institute of Governance
20 Collyer Quay #10-03
Singapore 049319